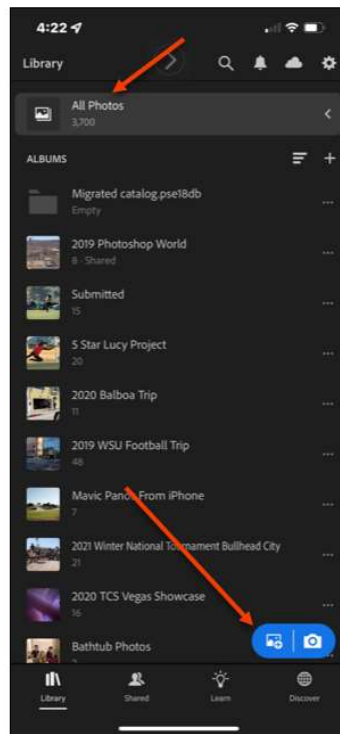


AppTip Sheet – How I Import My iPhone Photos into Lightroom Classic

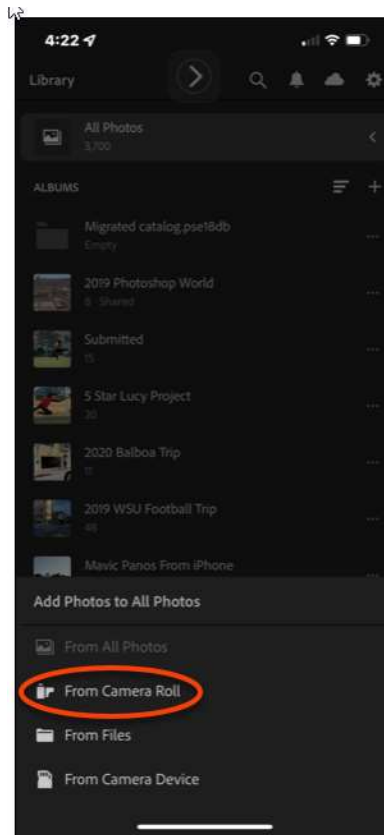
This AppTip Sheet explains how I currently import photos I take on my iPhone into Lightroom Classic. It a path through the Apple Photos through Lightroom (desktop cloud-based version), and ultimately being stored on my local PC in Lightroom Classic. It may not be the best way, but it works for me.

The process described here begins with having a photo that that was taken with the iPhone camera, which was automatically stored in the iPhone's Photos app.

1. Open Lightroom on your iPhone and tap on All Photos and then the blue icon in the lower right corner that looks like a photo.



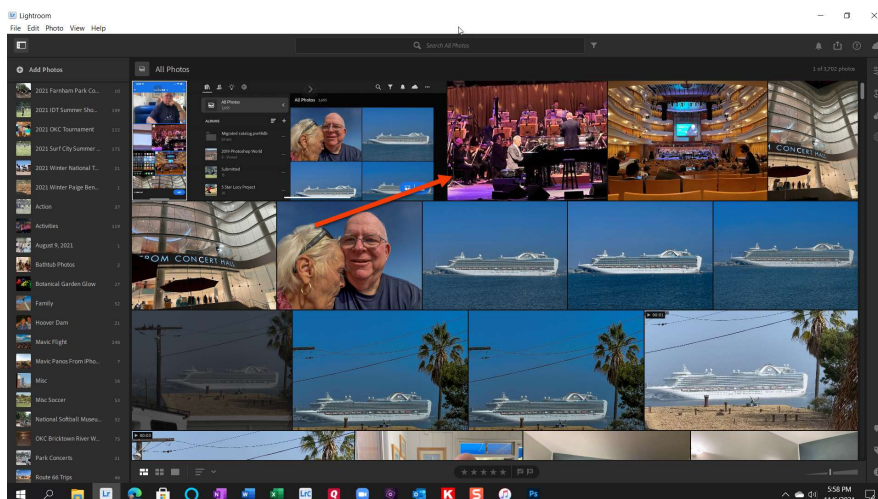
2. In pop-up window, tap on From Camera Roll.



3. Swipe across those thumbnails you want to import into lightroom.
4. Tap on Add button in lower right corner. Note you will see a message that tells you how many images were successfully imported.



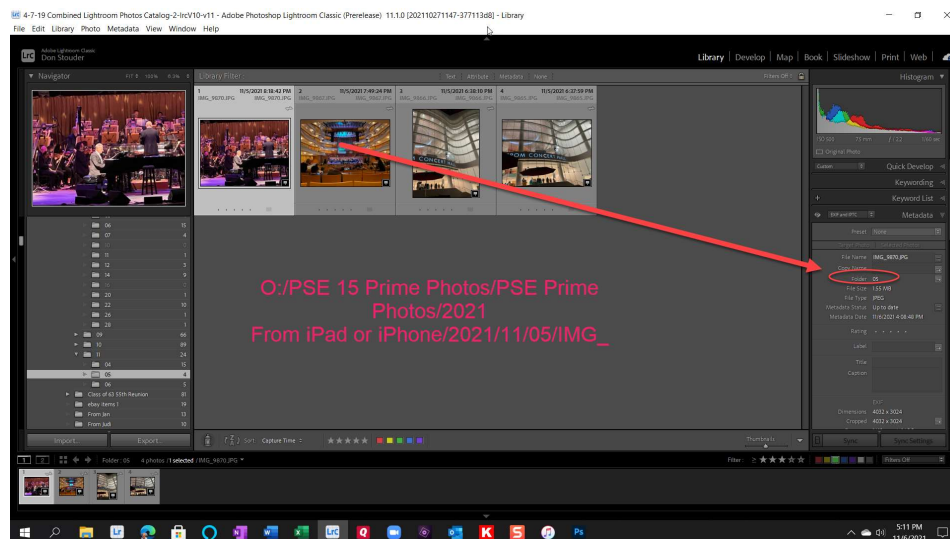
5. After a few minutes or less, you will see the images in Lightroom CC Desktop on your PC as shown below.



- a. Note the way I have my Lightroom options set now, any picture I take with my iPhone that is imported into Lightroom on the iPhone, is automatically uploaded to Lightroom CC Cloud and Lightroom Classic.
- b. The original is stored on my local computer for this example at

O:\PSE 15 Prime Photos\PSE15 Prime Photos\From iPad or iPhone\2021\11\15.

The screen shot below is from Lightroom Classic.



- c. My folder structure is not ideal, with way more subfolders than yours will be mostly likely. Mine suffers from having evolved over 20 years. But the concept holds. Creating and maintaining a sounder and more compact folder structure is beyond this AppTip Sheet.

At this point, here is what I have:

- The original image is on my iPhone in Camera Roll /All Photos Album.
- It also appears in and has been sync'd with Lightroom CC desktop. The original is stored both locally and in the cloud.
- The locally stored image is also in Lightroom Classic, my prime image management program.

Now if I want, I can delete the image in the Photos app.